



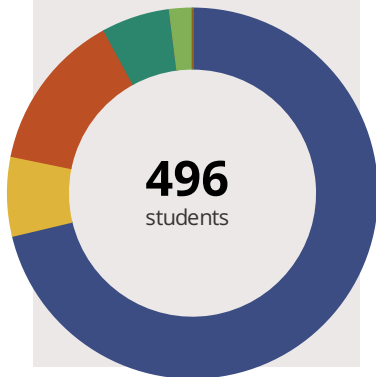
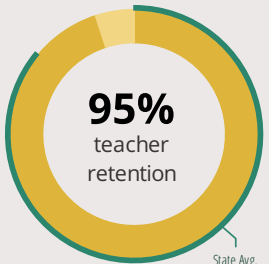
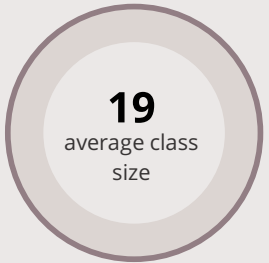
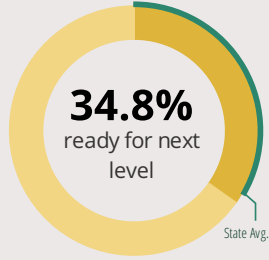
# O NEILL MIDDLE SCHOOL

635 59TH ST DOWNERS GROVE, IL 60516 1436 (630) 719-5815

Grades: 7-8  
District: DOWNERS GROVE GSD 58

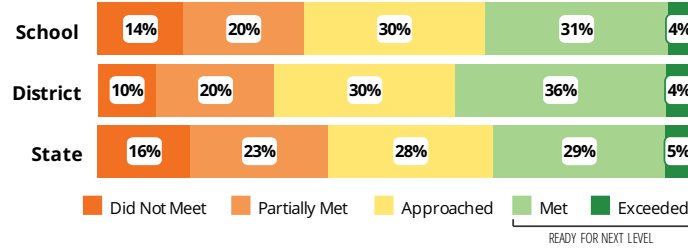
Principal: Mr. Matthew Durbala  
Superintendent: Dr. Kari Cremascoli

## FAST FACTS



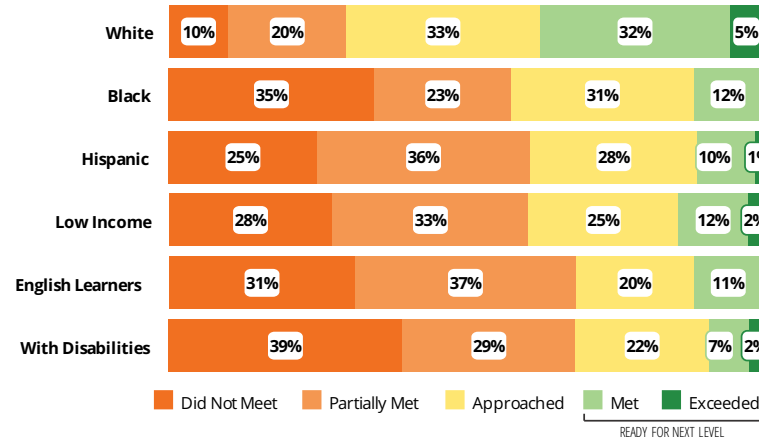
## Academic Success

All Illinois students in grades 3-8 take the PARCC assessment each year. High school students take the PARCC in specific Math or English Language Arts (ELA) courses.



## Success by Student Group

This display shows PARCC performance levels for each student group. No data is shown for groups with fewer than 10 students.



## Student Characteristics

White	72%	Low Income	18%
Black	7%	English Learners	4%
Hispanic	14%	With Disabilities	14%
Asian	6%	Homeless	1%
American Indian	0%		
Two or More Races	2%		
Pacific Islander	0%		

## School Environment



The **5Essentials Survey** allows students in grades 6-12 and all teachers to share their perspectives on essential conditions for learning. The anonymous survey consists of 5 components.

- Most implementation
- More implementation
- Average implementation
- Less implementation
- Least implementation
- Not Applicable/Low Response

### Response Rates

Students	-
Teachers	-

### Effective Leaders

Do principals and teachers implement a shared vision for success?

### Collaborative Teachers

Do teachers collaborate to promote professional growth?

### Ambitious Instruction

Are the classes challenging and engaging?

### Supportive Environment

Is the school safe, demanding, and supportive?

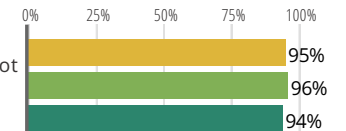
### Involved Families

Does the entire staff build strong external relationships?

## Student Attendance and Mobility

### Attendance Rate

Rate at which students are present at school, not including excused or unexcused absences



### Chronic Truancy Rate

Percentage of students who have been absent without valid reasons for 5% or more of regular school days

10%

### Student Mobility

Percentage of students who transfer in or out of the school during the school year, not including graduates

5%

7%

12%

School District State



# O NEILL MIDDLE SCHOOL

## School Highlights

### Academic Courses

O'Neill Middle School is committed to providing students with comprehensive learning opportunities to help each child learn and grow. Learning experiences are designed to meet children at their instructional level and help each child progress at a rate that supports the child and challenges them to reach high standards of achievement.

### Physical Education, Health and Wellness

At O'Neill children learn the basics of gross motor coordination and develop capacities for individual and collaborative performance of skills. Students study Body Movement & Fitness, Games & Sports, Movement Education, and Rhythm & Dance. The program develops an understanding of physical fitness and how to live a physically healthy lifestyle.

### Other Programs and Activities

O'Neill Middle School offers various clubs and organizations for students. These programs and activities offer opportunity for students to become involved in their school community outside the classroom and supplement the social and emotional curriculum.

### School Awards

Education Foundation Grant recipient, Golden Apple Award 2014, National Science Foundation Award nominee, Select 58 Service Award

### Career Development Courses and Programs

O'Neill Middle School partners with Junior Achievement to provide students with experiences and understandings related to future careers. These learning opportunities are connected to the students' Social Studies curriculum.

### Athletics

Students at O'Neill Middle School have the opportunity to participate and represent our school in a variety of athletic competitions. O'Neill Middle School offers a range of sports to engage students in sportsmanship, competition, fitness, and social emotional learning opportunities.

### School Personnel Resources

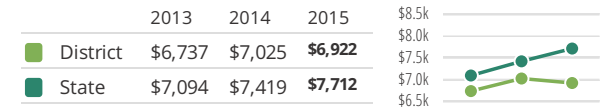
O'Neill Middle School offers a wide range of services to support students with different academic, social-emotional, or developmental needs. Personnel are available to work with students, teachers, and families to help each child learn and grow.

### Facilities

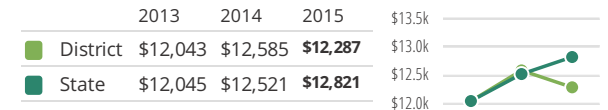
O'Neill Middle School has had many recent upgrades as part of the District 58 facility improvement plan. These upgrades include replacement of the outside curtain wall and windows in the building, heat and water piping replacement, flooring replacement, locker refinishing, remote entry/security system, and classroom & hall painting.

## District Finance

**Instructional Spending per Pupil** includes only the activities directly dealing with the teaching of students or the interaction between teachers and students.



**Operational Spending per Pupil** includes all costs for overall operations in this school's district, including Instructional Spending, but excluding summer school, adult education, capital expenditures, and long-term debt payments.



## Educator Measures

This school has had **1 principal(s)** over the past 6 years. In the last three years, an average of **95% of teachers** return to this school each year.

## FOR MORE INFORMATION

Visit [IllinoisReportCard.com](http://IllinoisReportCard.com) to see additional details about each item of information for this school. There you will find charts spanning multiple years, detailed explanations, resources, more of the school's programs and activities, and powerful tools that let you dig deeper into data.

Most of this data has been collected by ISBE from school districts through data systems. Some information, such as the School Highlights, is entered directly by principals and can be updated throughout the year.