



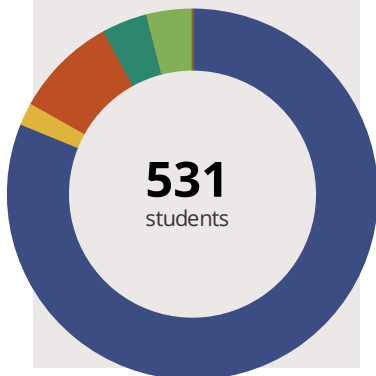
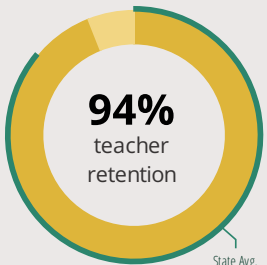
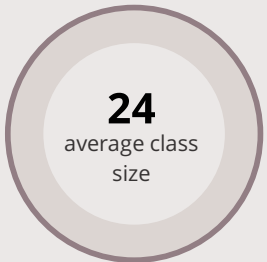
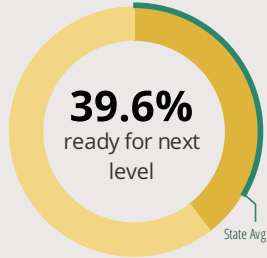
LESTER ELEM SCHOOL

236 INDIANAPOLIS AVE DOWNERS GROVE, IL 60515 3100 (630) 719-5855

Grades: K-6
District: DOWNERS GROVE GSD 58

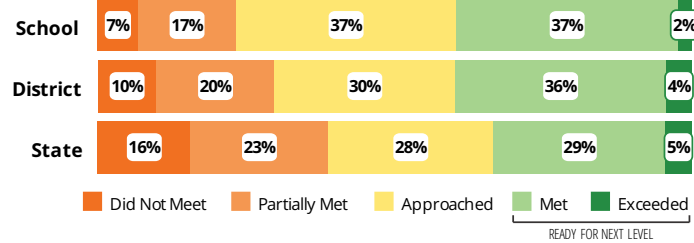
Principal: Ms. Carin Novak
Superintendent: Dr. Kari Cremascoli

FAST FACTS



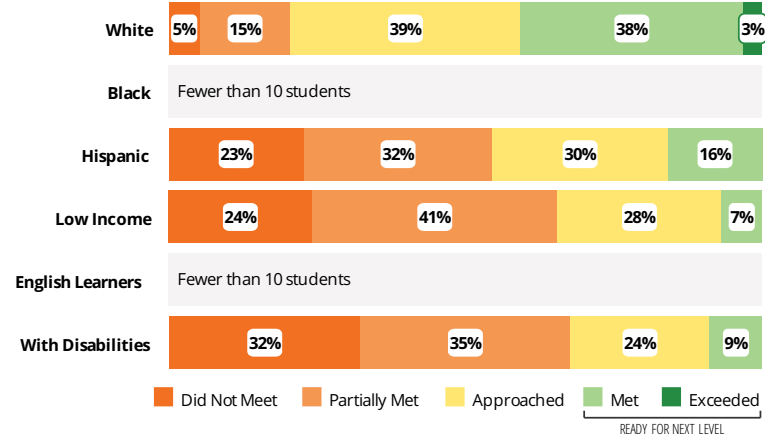
Academic Success

All Illinois students in grades 3-8 take the PARCC assessment each year. High school students take the PARCC in specific Math or English Language Arts (ELA) courses.



Success by Student Group

This display shows PARCC performance levels for each student group. No data is shown for groups with fewer than 10 students.



Student Characteristics

White	82%	Low Income	7%
Black	2%	English Learners	2%
Hispanic	9%	With Disabilities	12%
Asian	4%	Homeless	1%
American Indian	0%		
Two or More Races	4%		
Pacific Islander	0%		

School Environment

The **5Essentials Survey** allows students in grades 6-12 and all teachers to share their perspectives on essential conditions for learning. The anonymous survey consists of 5 components.

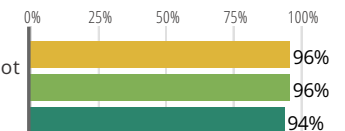


- Effective Leaders**
Do principals and teachers implement a shared vision for success?
- Collaborative Teachers**
Do teachers collaborate to promote professional growth?
- Ambitious Instruction**
Are the classes challenging and engaging?
- Supportive Environment**
Is the school safe, demanding, and supportive?
- Involved Families**
Does the entire staff build strong external relationships?

Student Attendance and Mobility

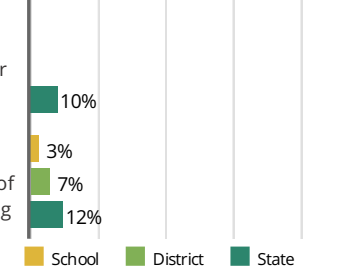
Attendance Rate

Rate at which students are present at school, not including excused or unexcused absences



Chronic Truancy Rate

Percentage of students who have been absent without valid reasons for 5% or more of regular school days



Student Mobility

Percentage of students who transfer in or out of the school during the school year, not including graduates





LESTER ELEM SCHOOL

School Highlights

Academic Courses

Lester School is committed to providing students with comprehensive learning opportunities to help each child learn and grow. Learning experiences are designed to meet children at their instructional level and help each child progress at a rate that supports the child and challenges them to reach high standards of achievement.

Physical Education, Health and Wellness

At Lester School, children learn the basics of gross motor coordination and develop capacities for individual and collaborative performance of skills. Students study Body Movement & Fitness, Games & Sports, Movement Ed., and Rhythm & Dance. The program develops an understanding of physical fitness and how to live a physically healthy lifestyle.

Other Programs and Activities

After School Care, Before School Care, Bricks for Kidz, Cat Tales Reading Program, Chess Club, Coding Club, Downers Grove Children's Choir, Environmental Club, Family Nights, Family Reading Night, Grandfriends, Homework Club, JKB DECIDE Program, Lester "Families", One School, One Book, PTA, PTA Reflections, Rise & Shine Storytime, Safety Patrol, Science Fair, Science Olympiad, Scrabble Club, Student Council/Government, Students' Involved in Technology Conference, Teacher Mentors - DG North HS...

School Awards

ISBE Academic Excellence

Career Development Courses and Programs

Lester School partners with Junior Achievement to provide students with experiences and understandings related to future careers. These learning opportunities are connected to the students' Social Studies curriculum.

Athletics

6th Grade Intramural Volleyball, Fit Girls - Running, Flag Football, Girl's Badminton

School Personnel Resources

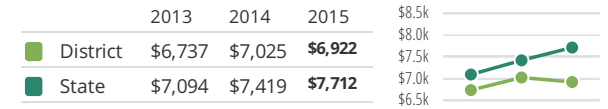
Lester School offers a wide range of services to support students with different academic, social-emotional, or developmental needs. Personnel are available to work with students, teachers, and families to help each child learn and grow.

Facilities

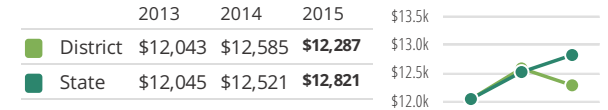
During the summer of 2013, new tile was installed in parts of the building along with a new main parking lot.

District Finance

Instructional Spending per Pupil includes only the activities directly dealing with the teaching of students or the interaction between teachers and students.



Operational Spending per Pupil includes all costs for overall operations in this school's district, including Instructional Spending, but excluding summer school, adult education, capital expenditures, and long-term debt payments.



Educator Measures

This school has had **1 principal(s)** over the past 6 years. In the last three years, an average of **94% of teachers** return to this school each year.

FOR MORE INFORMATION

Visit IllinoisReportCard.com to see additional details about each item of information for this school. There you will find charts spanning multiple years, detailed explanations, resources, more of the school's programs and activities, and powerful tools that let you dig deeper into data.

Most of this data has been collected by ISBE from school districts through data systems. Some information, such as the School Highlights, is entered directly by principals and can be updated throughout the year.