



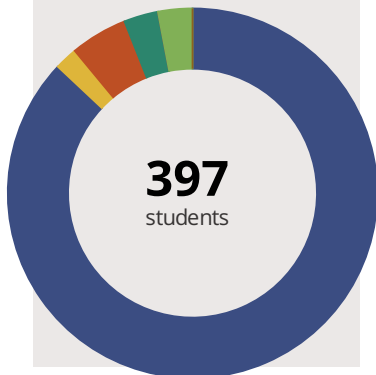
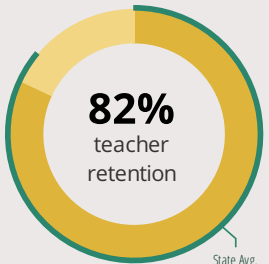
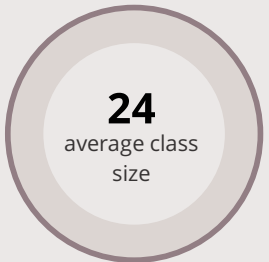
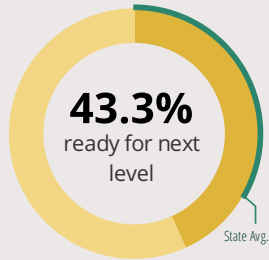
# HILLCREST ELEM SCHOOL

1435 JEFFERSON AVE DOWNERS GROVE, IL 60516 1236 (630) 719-5840

Grades: K-6  
District: DOWNERS GROVE GSD 58

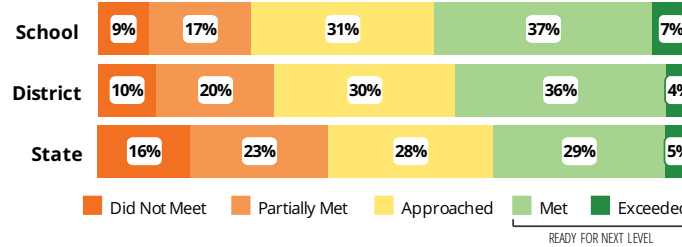
Principal: Ms.Michelle Rzepka  
Superintendent: Dr.Kari Cremascoli

## FAST FACTS



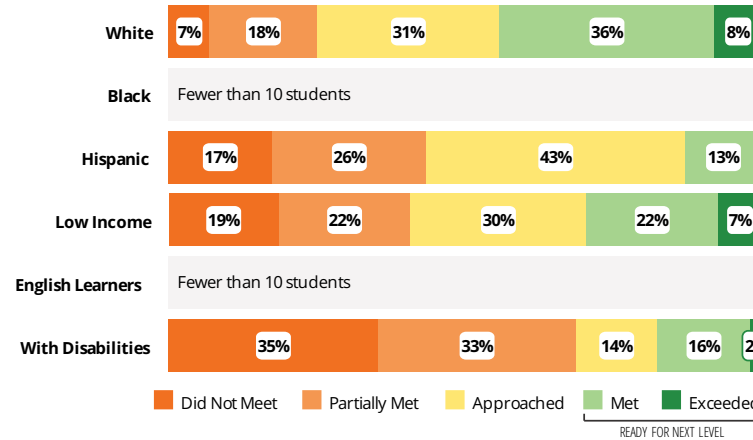
## Academic Success

All Illinois students in grades 3-8 take the PARCC assessment each year. High school students take the PARCC in specific Math or English Language Arts (ELA) courses.



## Success by Student Group

This display shows PARCC performance levels for each student group. No data is shown for groups with fewer than 10 students.

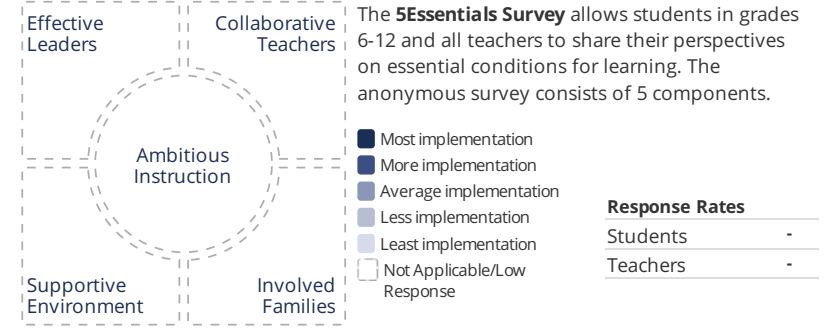


## Student Characteristics

White	87%	Low Income	7%
Black	2%	English Learners	2%
Hispanic	5%	With Disabilities	18%
Asian	3%	Homeless	2%
American Indian	0%		
Two or More Races	3%		
Pacific Islander	0%		

## School Environment

The **5Essentials Survey** allows students in grades 6-12 and all teachers to share their perspectives on essential conditions for learning. The anonymous survey consists of 5 components.



### Response Rates

Students	-
Teachers	-

### Effective Leaders

Do principals and teachers implement a shared vision for success?

### Collaborative Teachers

Do teachers collaborate to promote professional growth?

### Ambitious Instruction

Are the classes challenging and engaging?

### Supportive Environment

Is the school safe, demanding, and supportive?

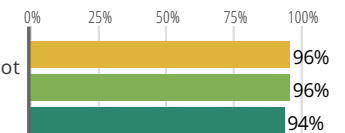
### Involved Families

Does the entire staff build strong external relationships?

## Student Attendance and Mobility

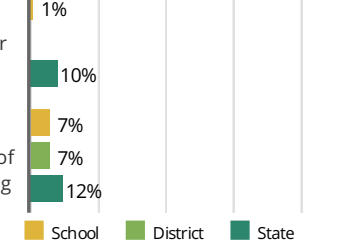
### Attendance Rate

Rate at which students are present at school, not including excused or unexcused absences



### Chronic Truancy Rate

Percentage of students who have been absent without valid reasons for 5% or more of regular school days



### Student Mobility

Percentage of students who transfer in or out of the school during the school year, not including graduates





# HILLCREST ELEM SCHOOL

## School Highlights

### Academic Courses

Hillcrest School is committed to providing students with comprehensive learning opportunities throughout the year. Learning experiences are designed to meet students at their instructional level ,and help each child progress at a rate that supports him or her, and challenges each to reach high standards of achievement. The Hillcrest School communi

### Physical Education, Heath and Wellness

Hillcrest School students learn the basics of gross motor coordination and develop capacities for individual and collaborative performance of skills. Students study Body Movement & Fitness, Games & Sports, Movement Ed., and Rhythm & Dance. The program develops an understanding of physical fitness and how to live a physically healthy lifestyle.

### Other Programs and Activities

American Education Week, Children's Author Festival, Cultural Arts, Junior Great Books, National PTA Reflections, Summer Math Club

### School Awards

Academic Excellence Award

### Career Development Courses and Programs

Hillcrest School partners with Junior Achievement to provide students with experiences and understandings related to future careers. These learning opportunities are connected to the students' Social Studies curriculum.

### Athletics

### School Personnel Resources

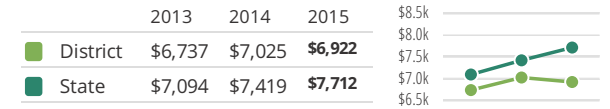
Hillcrest School offers a wide range of services to support students with different academic, social-emotional, or developmental needs. Personnel are available to work with students, teachers, and families to help each child learn and grow.

### Facilities

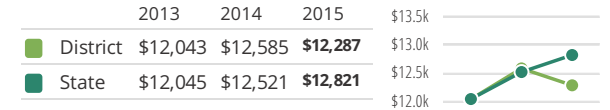
Hillcrest has newly installed tile in all classrooms, new carpet in Learning Resource Center and main office area, and newly painted Learning Resource Center. A marquee has been installed.

## District Finance

**Instructional Spending per Pupil** includes only the activities directly dealing with the teaching of students or the interaction between teachers and students.



**Operational Spending per Pupil** includes all costs for overall operations in this school's district, including Instructional Spending, but excluding summer school, adult education, capital expenditures, and long-term debt payments.



## Educator Measures

This school has had **1 principal(s)** over the past 6 years. In the last three years, an average of **82% of teachers** return to this school each year.

## FOR MORE INFORMATION

Visit [IllinoisReportCard.com](http://IllinoisReportCard.com) to see additional details about each item of information for this school. There you will find charts spanning multiple years, detailed explanations, resources, more of the school's programs and activities, and powerful tools that let you dig deeper into data.

Most of this data has been collected by ISBE from school districts through data systems. Some information, such as the School Highlights, is entered directly by principals and can be updated throughout the year.