



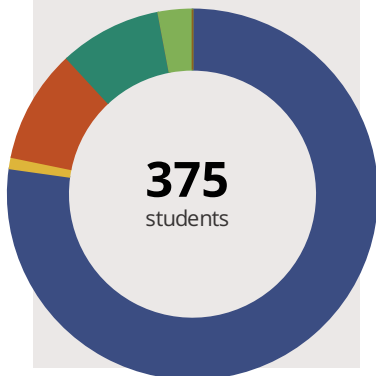
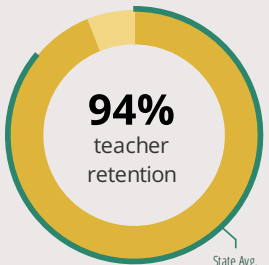
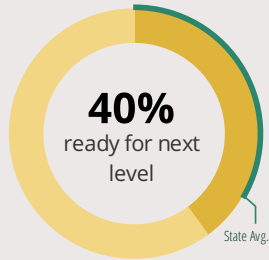
HIGHLAND ELEM SCHOOL

3935 HIGHLAND AVE DOWNERS GROVE, IL 60515 1515 (630) 719-5835

Grades: K-6
District: DOWNERS GROVE GSD 58

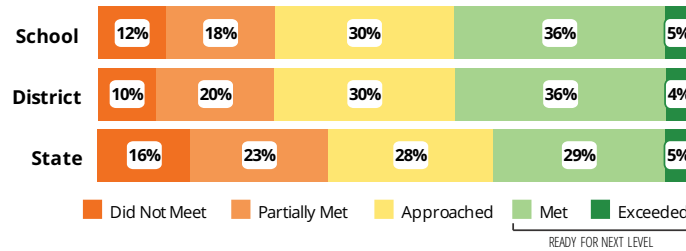
Principal: Dr.Judy Kmak
Superintendent: Dr.Kari Cremascoli

FAST FACTS



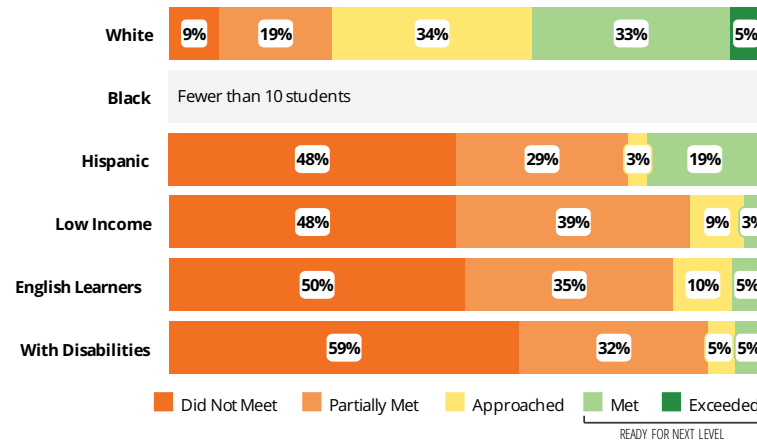
Academic Success

All Illinois students in grades 3-8 take the PARCC assessment each year. High school students take the PARCC in specific Math or English Language Arts (ELA) courses.



Success by Student Group

This display shows PARCC performance levels for each student group. No data is shown for groups with fewer than 10 students.



Student Characteristics

White	78%	Low Income	8%
Black	1%	English Learners	7%
Hispanic	10%	With Disabilities	12%
Asian	9%	Homeless	0%
American Indian	0%		
Two or More Races	3%		
Pacific Islander	0%		

School Environment



The **5Essentials Survey** allows students in grades 6-12 and all teachers to share their perspectives on essential conditions for learning. The anonymous survey consists of 5 components.

- Most implementation
- More implementation
- Average implementation
- Less implementation
- Least implementation
- Not Applicable/Low Response

Response Rates

Students	-
Teachers	-

Effective Leaders

Do principals and teachers implement a shared vision for success?

Collaborative Teachers

Do teachers collaborate to promote professional growth?

Ambitious Instruction

Are the classes challenging and engaging?

Supportive Environment

Is the school safe, demanding, and supportive?

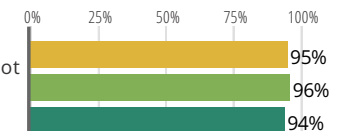
Involved Families

Does the entire staff build strong external relationships?

Student Attendance and Mobility

Attendance Rate

Rate at which students are present at school, not including excused or unexcused absences



Chronic Truancy Rate

Percentage of students who have been absent without valid reasons for 5% or more of regular school days

10%

Student Mobility

Percentage of students who transfer in or out of the school during the school year, not including graduates

7%

7%

12%

School District State



HIGHLAND ELEM SCHOOL

School Highlights

Academic Courses

Highland School is committed to providing students with comprehensive learning opportunities to help each child learn and grow. Learning experiences are designed to meet children at their instructional level and help each child progress at a rate that supports the child and challenges them to reach high standards of achievement.

Physical Education, Heath and Wellness

At Highland School, children learn the basics of gross motor coordination and develop capacities for individual and collaborative performance of skills. Students study Body Movement & Fitness, Games & Sports, Movement Ed., and Rhythm & Dance. The program develops an understanding of physical fitness and how to live a physically healthy lifestyle.

Other Programs and Activities

5th/6th Grade Choir, After School Care, Art Club, Band - Grades 5-6, Before School Care, Chess Club, District Children's Choir, Family Bingo Night, Family Rollerskating Party, Friendship Club, Geography Night, Grandparent's Day, Highland PTA, Husky Pup Club, Lego Club, Math and Science Night, One Book One School, Orchestra - Grades 4-6, Partnership with DLD Dance, Partnership with Peace Manor, Partnership with St. Luke Church, PTA Fun Fair, Safety Patrols, Science Fair, Technology Club, The R...

School Awards

District 58 Distinguished Service Award - Mrs. Cheryl Varys 2013, District 58 Distinguished Service Award - Mrs. Julie Walters 2011, U.S. Department of Education Blue Ribbon School 2011, Winn Research Award - Dr. Judy Kmak 2010

Career Development Courses and Programs

Highland School partners with Junior Achievement to provide students with experiences and understandings related to future careers. These learning opportunities are connected to the students' Social Studies curriculum.

Athletics

Intramural Sports, Walking Club

School Personnel Resources

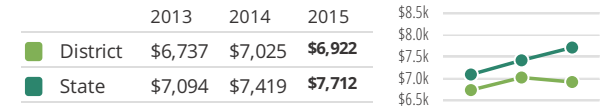
Highland School offers a wide range of services to support students with different academic, social-emotional, or developmental needs. Personnel are available to work with students, teachers, and families to help each child learn and grow.

Facilities

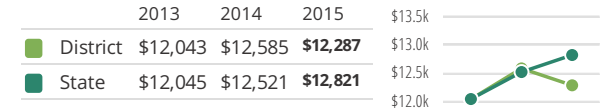
New tile and carpeting was been installed throughout our building in 2014.

District Finance

Instructional Spending per Pupil includes only the activities directly dealing with the teaching of students or the interaction between teachers and students.



Operational Spending per Pupil includes all costs for overall operations in this school's district, including Instructional Spending, but excluding summer school, adult education, capital expenditures, and long-term debt payments.



Educator Measures

This school has had **1 principal(s)** over the past 6 years. In the last three years, an average of **94% of teachers** return to this school each year.

FOR MORE INFORMATION

Visit IllinoisReportCard.com to see additional details about each item of information for this school. There you will find charts spanning multiple years, detailed explanations, resources, more of the school's programs and activities, and powerful tools that let you dig deeper into data.

Most of this data has been collected by ISBE from school districts through data systems. Some information, such as the School Highlights, is entered directly by principals and can be updated throughout the year.