



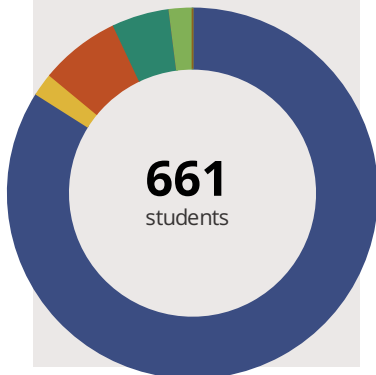
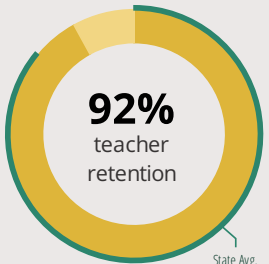
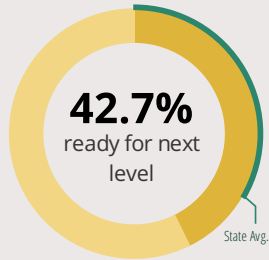
HERRICK MIDDLE SCHOOL

4335 MIDDAUGH AVE DOWNERS GROVE, IL 60515 2789 (630) 719-5810

Grades: 7-8
District: DOWNERS GROVE GSD 58

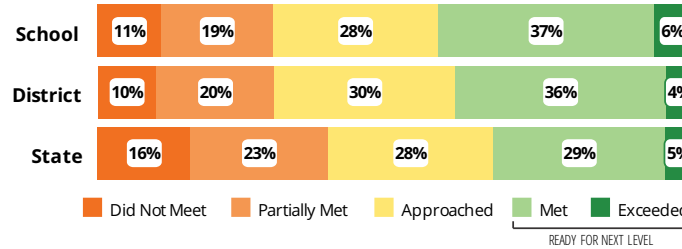
Principal: Mr. Matt Neustadt
Superintendent: Dr. Kari Cremascoli

FAST FACTS



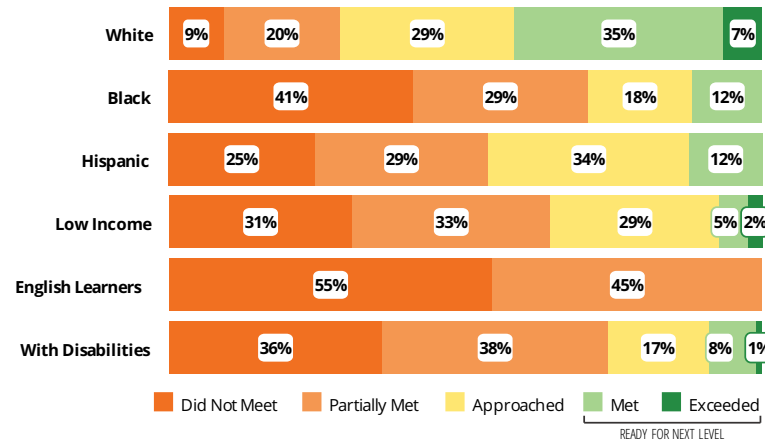
Academic Success

All Illinois students in grades 3-8 take the PARCC assessment each year. High school students take the PARCC in specific Math or English Language Arts (ELA) courses.



Success by Student Group

This display shows PARCC performance levels for each student group. No data is shown for groups with fewer than 10 students.



Student Characteristics

White	84%	Low Income	9%
Black	2%	English Learners	1%
Hispanic	7%	With Disabilities	11%
Asian	5%	Homeless	1%
American Indian	0%		
Two or More Races	2%		
Pacific Islander	0%		

School Environment



The **5Essentials Survey** allows students in grades 6-12 and all teachers to share their perspectives on essential conditions for learning. The anonymous survey consists of 5 components.

- Most implementation
- More implementation
- Average implementation
- Less implementation
- Least implementation
- Not Applicable/Low Response

Response Rates

Students	-
Teachers	-

Effective Leaders

Do principals and teachers implement a shared vision for success?

Collaborative Teachers

Do teachers collaborate to promote professional growth?

Ambitious Instruction

Are the classes challenging and engaging?

Supportive Environment

Is the school safe, demanding, and supportive?

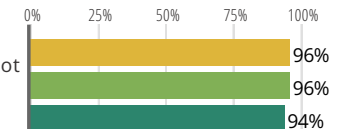
Involved Families

Does the entire staff build strong external relationships?

Student Attendance and Mobility

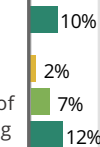
Attendance Rate

Rate at which students are present at school, not including excused or unexcused absences



Chronic Truancy Rate

Percentage of students who have been absent without valid reasons for 5% or more of regular school days



Student Mobility

Percentage of students who transfer in or out of the school during the school year, not including graduates





HERRICK MIDDLE SCHOOL

School Highlights

Academic Courses

Herrick Middle School is committed to providing students with comprehensive learning opportunities to help each child learn and grow. Learning experiences are designed to meet children at their instructional level and help each child progress at a rate that supports the child and challenges them to reach high standards of achievement.

Physical Education, Heath and Wellness

At Herrick Middle School, children learn the basics of a multiple of different sports and develop capacities for individual and collaborative performance of skills. The program develops an understanding of physical fitness and how to live a physically healthy lifestyle.

Other Programs and Activities

Herrick Middle School offers various clubs and organizations for students. These programs and activities offer opportunity for students to become involved in their school community outside the classroom and supplement the social and emotional curriculum.

School Awards

Downers Grove Education Foundation Grant Recipients, Select 58 Service Award

Career Development Courses and Programs

Herrick Middle School partners with Junior Achievement to provide students with experiences and understandings related to future careers. These learning opportunities are connected to the students' Social Studies curriculum.

Athletics

Students at Herrick Middle School have the opportunity to participate and represent our school in a variety of athletic competitions. Herrick Middle School offers a range of sports to engage students in sportsmanship, competition, fitness, and social emotional learning opportunities.

School Personnel Resources

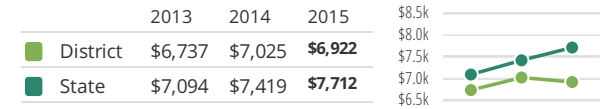
Herrick Middle School offers a wide range of services to support students with different academic, social-emotional, or developmental needs. Personnel are available to work with students, teachers, and families to help each child learn and grow.

Facilities

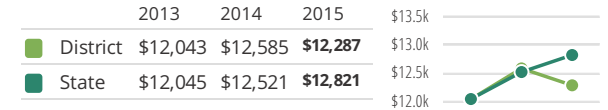
Herrick has had many recent upgrades as part of the Dist. 58 facility improvement plan. These upgrades include new tile or carpet floors in classrooms, new windows, new fire alarm, and a new remote entry/security system. Herrick also had an outdoor learning space added to our campus through the generous donation of a retired teacher.

District Finance

Instructional Spending per Pupil includes only the activities directly dealing with the teaching of students or the interaction between teachers and students.



Operational Spending per Pupil includes all costs for overall operations in this school's district, including Instructional Spending, but excluding summer school, adult education, capital expenditures, and long-term debt payments.



Educator Measures

This school has had **2 principal(s)** over the past 6 years. In the last three years, an average of **92% of teachers** return to this school each year.

FOR MORE INFORMATION

Visit IllinoisReportCard.com to see additional details about each item of information for this school. There you will find charts spanning multiple years, detailed explanations, resources, more of the school's programs and activities, and powerful tools that let you dig deeper into data.

Most of this data has been collected by ISBE from school districts through data systems. Some information, such as the School Highlights, is entered directly by principals and can be updated throughout the year.