



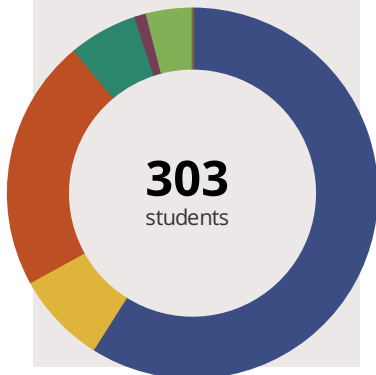
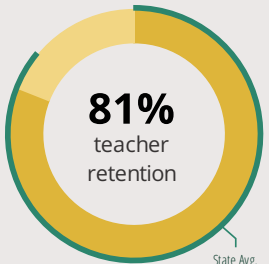
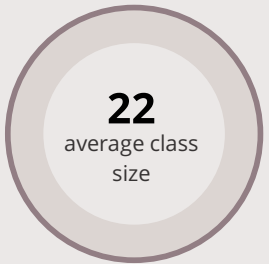
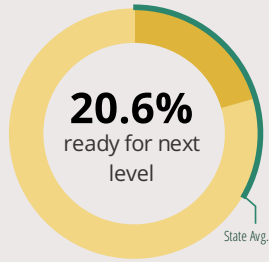
EL SIERRA ELEM SCHOOL

6835 FAIRMOUNT AVE DOWNERS GROVE, IL 60516 3633 (630) 719-5825

Grades: K-6
District: DOWNERS GROVE GSD 58

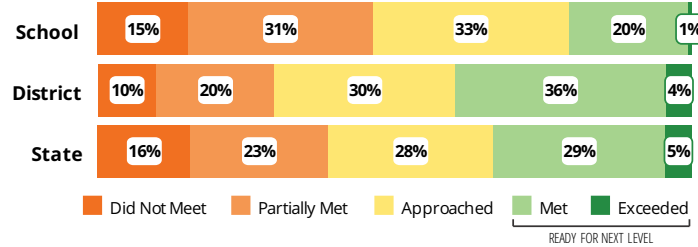
Principal: Mr.Jason Lynde
Superintendent: Dr.Kari Cremascoli

FAST FACTS



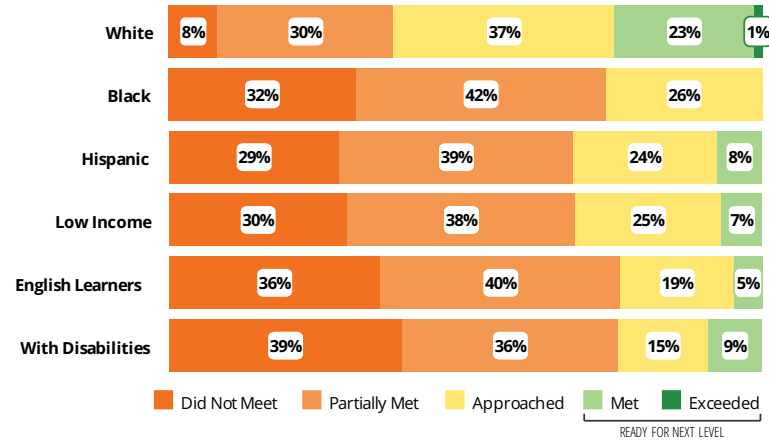
Academic Success

All Illinois students in grades 3-8 take the PARCC assessment each year. High school students take the PARCC in specific Math or English Language Arts (ELA) courses.



Success by Student Group

This display shows PARCC performance levels for each student group. No data is shown for groups with fewer than 10 students.

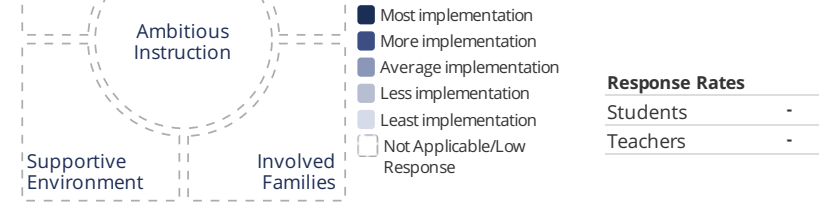


Student Characteristics

White	59%	Low Income	23%
Black	8%	English Learners	14%
Hispanic	22%	With Disabilities	17%
Asian	6%	Homeless	3%
American Indian	1%		
Two or More Races	4%		
Pacific Islander	0%		

School Environment

The **5Essentials Survey** allows students in grades 6-12 and all teachers to share their perspectives on essential conditions for learning. The anonymous survey consists of 5 components.

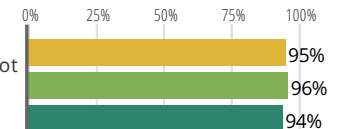


- Effective Leaders**
Do principals and teachers implement a shared vision for success?
- Collaborative Teachers**
Do teachers collaborate to promote professional growth?
- Ambitious Instruction**
Are the classes challenging and engaging?
- Supportive Environment**
Is the school safe, demanding, and supportive?
- Involved Families**
Does the entire staff build strong external relationships?

Student Attendance and Mobility

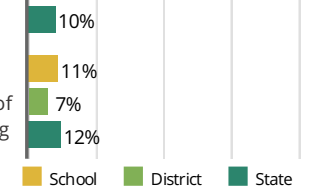
Attendance Rate

Rate at which students are present at school, not including excused or unexcused absences



Chronic Truancy Rate

Percentage of students who have been absent without valid reasons for 5% or more of regular school days



Student Mobility

Percentage of students who transfer in or out of the school during the school year, not including graduates





EL SIERRA ELEM SCHOOL

School Highlights

Academic Courses

El Sierra School is committed to providing students with comprehensive learning opportunities to help each child learn and grow. Learning experiences are designed to meet children at their instructional level and help each child progress at a rate that supports the child and challenges them to reach high standards of achievement.

Physical Education, Heath and Wellness

At El Sierra School, children learn the basics of gross motor coordination and develop capacities for individual and collaborative performance of skills. Students study Body Movement & Fitness, Games & Sports, Movement Ed., and Rhythm & Dance. The program develops an understanding of physical fitness and how to live a physically healthy lifestyle.

Other Programs and Activities

Career Education Events, Family Nights, Mentoring Program, Parent Associations, PTA, Career Day, Reading Family Night, Bilingual Parent Association, Metropolitan Mentors Program, Helping Girls Navigate Adolescence (HGNA) Organization, Orchestra, Choir, Band, Chess Club, Environmental Club, Math Club

School Awards

6th grade teachers recognized in Washington DC for Effective Social and Emotional Learning. 2nd grade teacher nominated by ICE as Tech Educator of the year El Sierra was awarded 4 grants by the Education Foundation of District 58 in 2014-15

Career Development Courses and Programs

El Sierra School partners with Junior Achievement to provide students with experiences and understandings related to future careers. These learning opportunities are connected to the students' Social Studies curriculum.

Athletics

Intramural Sports

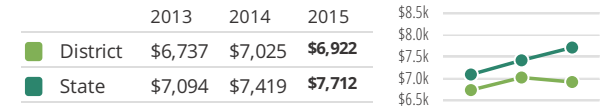
School Personnel Resources

El Sierra offers a wide range of services to support students with different academic, social-emotional, or developmental needs. Personnel are available to work with students, teachers, and families to help each child learn and grow.

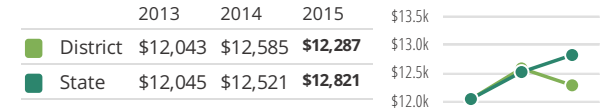
Facilities

District Finance

Instructional Spending per Pupil includes only the activities directly dealing with the teaching of students or the interaction between teachers and students.



Operational Spending per Pupil includes all costs for overall operations in this school's district, including Instructional Spending, but excluding summer school, adult education, capital expenditures, and long-term debt payments.



Educator Measures

This school has had **2 principal(s)** over the past 6 years. In the last three years, an average of **81% of teachers** return to this school each year.

FOR MORE INFORMATION

Visit IllinoisReportCard.com to see additional details about each item of information for this school. There you will find charts spanning multiple years, detailed explanations, resources, more of the school's programs and activities, and powerful tools that let you dig deeper into data.

Most of this data has been collected by ISBE from school districts through data systems. Some information, such as the School Highlights, is entered directly by principals and can be updated throughout the year.